



www.dignet.net.au

DALI Adaptive Phase Angle Dimming Device

Suitable for LED lighting and traditional light sources



Range DGOZ-DM-400W-01

Overview The Diginet DALI Adaptive Phase Angle Dimming Device is designed for dimming up to 400W of connected lighting via DALI commands issued on a connected DALI line.

The device includes a large area for terminating all 1.5mm or 2.5mm double insulated cables (240Vac Active supply cable, switched load cable and DALI Line cables).

The device is fully tested to and complies with DALI standards IEC 62386.

The device is not suitable for use with Ceiling Sweep Fans, Exhaust Fans or any motor loads.

Features

- Phase dimming of lighting loads** via received DALI commands
- Suitable for mounting** in a ceiling void or on DIN rail via the included DIN rail mounting bracket
- The phase dimmed output** is able to be allocated to up to 16 DALI Group Addresses and/or up to 16 DALI Scenes
- Capable of dimming lighting loads** up to 400W
- DALI compliant** (IEC Standard 62386-205, DALI Device Type 4)
- Short Address, Group Addresses and DALI Scenes** are configured via Diginet RAPIX Integrator software.
- Line powered** – draws only 2mA from a DALI Line
- The phase dimmed output** can be linked to a DALI Short Address
- Two wire dimming device** – No Neutral required, only 240Vac Active and Load conductors

Typical Applications

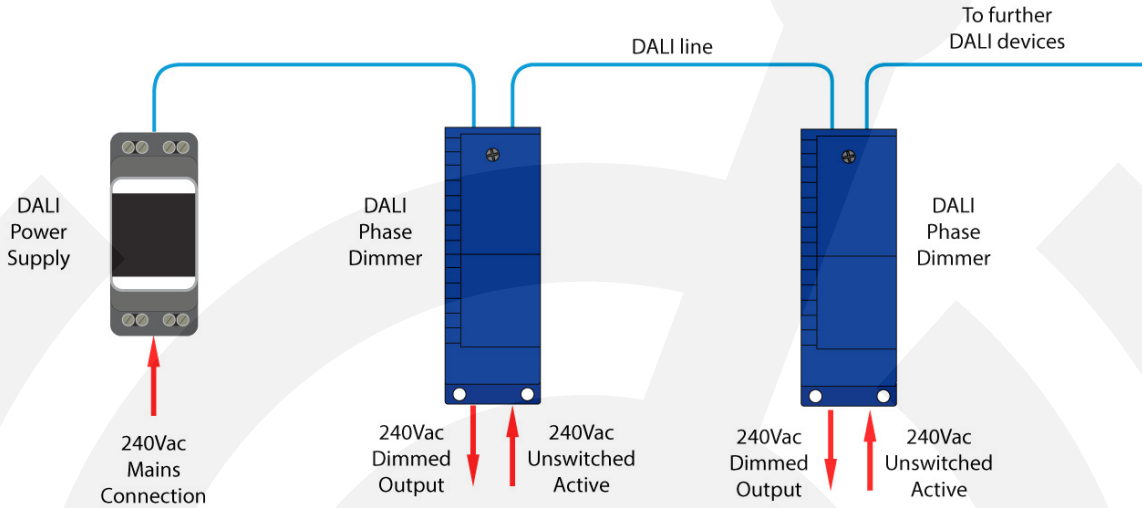
Commercial buildings	Education facilities	Homes
Hotels	Museums	
Health care facilities	Art Galleries	



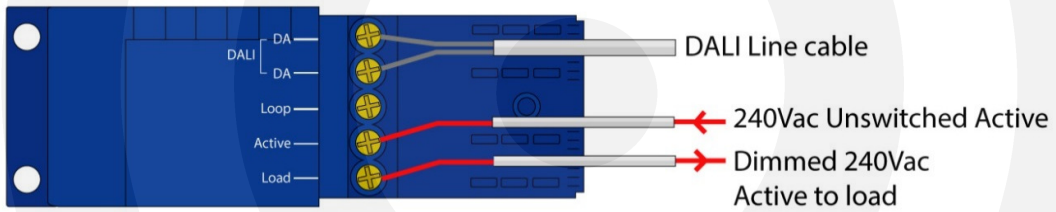
DALI Adaptive Phase Angle Dimming Device

Connecting to a DALI Line

The DALI Adaptive Phase Angle Dimming Device must be connected to both 240Vac mains power and a DALI Line powered by a DALI Power Supply. The DALI Power supply must be a device which has been designed to and meets the DALI standards. The Dignet DALI Power Supply, Item Number **DGLMPS01** (available separately) is recommended.



Wiring



Note

- The dimmed load output is internally connected via the Active mains supply connection.
- The 'Loop' terminal is not connected internally and can therefore be used to loop unused conductors, such as a Neutral.



DALI Adaptive Phase Angle Dimming Device

Specifications

Number of outputs	1
Nominal Mains Supply Voltage	220 – 240V ac
Mains Frequency Range(s)	47 – 53 Hz
Electrical Isolation	3.75kV (DALI to Mains)
Max. Number of Units on a single DALI line	64
Load Brightness Control Range	0% to 100% (typical for LED loads)
Minimum Load	1W
Current drawn for DALI Line	2mA
Load Rating	See 'Compatible Load Types' on page 8
Standby Power	< 100mW
Dimensions	See separate Diagram
Mains Terminals	2 x 2.5mm maximum per terminal or 3 x 1.5mm maximum per terminal
DALI Terminals	2 x 2.5mm maximum per terminal or 3 x 1.5mm maximum per terminal
Weight	100g
Operating Temp. Range	0 – 50°C
Operating Humidity Range	10% - 95% RH non condensing
Mounting Arrangement	Surface mount via 6mm mounting holes , DIN rail mounting (with optional DIN rail mounting bracket)
Housing Material type	Flame Retardant Polycarbonate
IP Rating	IP20
Compliance Marks	ROHS, WEEE, CE, RCM, DALI
DALI Device Type	Type 4

Compatible Load Types

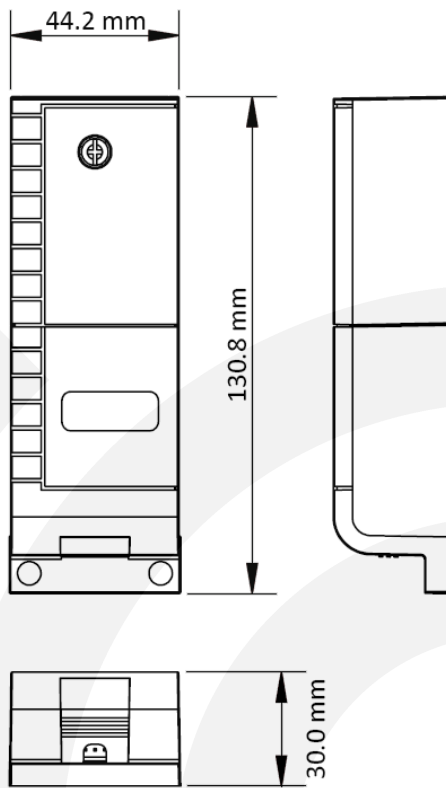
Load Symbol	Load Type	Maximum Load	Notes
	Dimmable LED Lamps / Drivers	400W	The LED driver must be dimmable. Maximum permitted number of drivers is 400W divided by driver nameplate power rating. Due to variety of LED lamp designs, maximum number of LED lamps is further dependent on power-factor result when connected to dimmer.
	Electronic Transformers	400W	
	Standard Iron-Core Transformers	250W	Due to variety of transformer designs, maximum LV lighting load is further dependent on transformer efficiency.
	Toroidal Iron-Core Transformers	300W	
	Incandescent	350W	
	Dimmable CFLs	400W	Due to variety of CFL designs, maximum number of CFL lamps is dependent on particular CFL make/model.

Incompatible Load Types

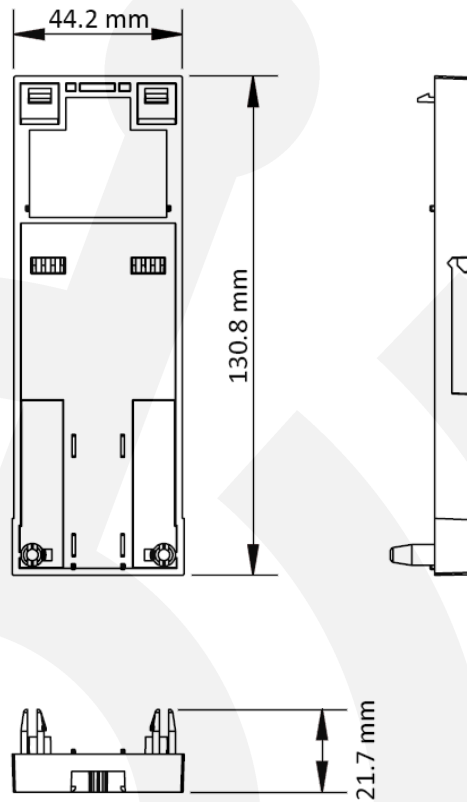
- Ceiling Sweep Fans
- Exhaust fans and any other motor loads



Dimensions



Dimensions – DALI Adaptive Phase Angle Dimming Device



Dimensions – Optional Mounting Bracket

Approvals & Compliance



CONTACT INFORMATION

Web: www.dignet.net.au
 General Enquiries: 1300 95 DALI (3254) | sales@dignet.net.au
 Technical Services: 1300 95 3244 | support@dignet.net.au
 Fax: 1300 95 3257

PRODUCT OF GERARD LIGHTING PTY LTD

ABN – 94 122 520 307
 96-112 Gow Street
 Padstow NSW 2211

DIGINET IS A BRAND OF GERARD LIGHTING GROUP

The product includes a **TWO-YEAR WARRANTY** against manufacturing defects. Fully warranty terms can be found here www.dignet.net.au
COPYRIGHT. ©This document is copyright to Gerard Lighting Pty Ltd. Except as permitted under relevant law, no part of this user and installation guide may be reproduced by any process without written permission of and acknowledgement to Gerard Lighting. **DISCLAIMER.** Gerard Lighting Pty Ltd reserves the right to alter the specifications, designs or other features of any items and to discontinue any items at any time without notice and without liability. While every effort is made to ensure that all information in this user and installation guide is correct, no warranty of accuracy is given and Gerard Lighting shall not be liable for any error. **TRADEMARKS.** The identified trademarks and copyrights are the property of Gerard Lighting Pty Ltd unless otherwise noted.