



# One Channel DALI Relay Device

General Purpose 10A load switching device



www.dignet.net.au



Range

DGOZ-RLY-10A-01



## Overview

The RAPIX one channel DALI Relay Device is designed specifically for on/off switching of up to 10 Amps of lighting load via DALI commands issued on a connected DALI line.

The on-board 240Vac rated relay is capable of switching a full 10A of LED, fluorescent, incandescent and HID lighting loads, making it suitable for a wide range of commercial and industrial building applications.

The device includes a large area for terminating all 1.5mm<sup>2</sup> or 2.5mm<sup>2</sup> double insulated cables (240Vac supply cables, switched load cables and DALI Line cables).

To maximise relay contact life, the relay unit includes a patented zero cross detection feature. This ensures that when the load is switched on the relay contacts are closed at the ac load voltage zero-crossing point and when switched off the relay contacts are opened at the load ac current zero-crossing point.

The device is fully tested to and complies with DALI standards IEC 62386.

## Features

**General purpose load switching**  
 (ON and OFF) via received DALI commands

**Capable of switching 10AX @**  
 240Vac

**Included Neutral and Earth**  
 termination bars

**Suitable for mounting in a**  
 ceiling void

**Zero crossing point detection to**  
 maximise relay contact life

**Optional DIN rail mounting**  
 bracket

**Fits through a 90 mm** down  
 light hole

**LED indicators** (DALI and  
 power)

**Relay channel consumes one**  
 DALI short address

**The relay channel is able to be**  
 allocated up to 16 DALI Group  
 Addresses

**The relay channel is able to be**  
 allocated up to 16 DALI Scenes

**Short Address, Group Addresses**  
 and DALI scenes can be  
 configured by Dignet RAPIX  
 Addressing software

## Typical Applications

Commercial buildings  
 Hotels  
 Health care facilities

Education facilities  
 Homes

Industrial facilities  
 Warehouses



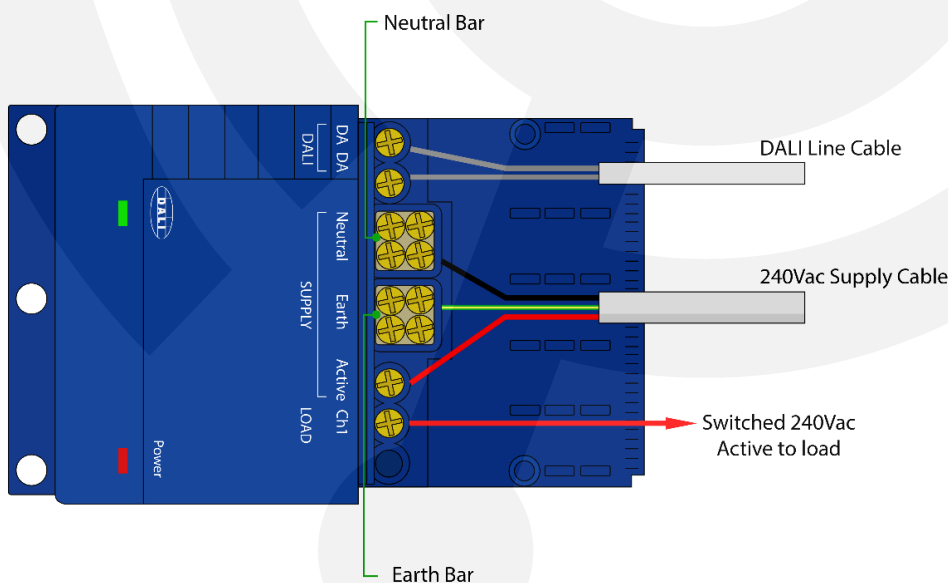
# One Channel DALI Relay Device

General Purpose 10A load switching device

## Specifications

Item Number	DGOZ-RLY-10A-01
Number of switched outputs	1
Nominal Mains Supply Voltage	220 – 240V ac
Mains Frequency Range(s)	47 – 63 Hz
Electrical Isolation	3.75kV (DALI to Mains)
Status Indicators	Mains (red LED) DALI (green LED)
DALI line current draw	2mA
Load Rating	Resistive 10A Inductive 10A Fluorescent 10A Motor 2A
Relay Switch Operations	↑50,000 operations at rated load
Relay Contact Type	Bifurcated High Inrush
Relay zero crossing switching detection	Zero voltage detection at relay turn-on utilising patented terminal voltage sensing technique Zero current detection for turn-off load utilising patented terminal voltage sensing technique
Standby Power	↓500mW
Dimensions	See separate Diagram
Mains Terminals	2 x 2.5mm maximum per terminal or 3 x 1.5mm maximum per terminal
DALI Terminals	2 x 2.5mm maximum per terminal or 3 x 1.5mm maximum per terminal
Weight	160g
Operating Temp. Range	0-50°C
Operating Humidity Range	95% ↓ 95% RH non condensing
Mounting Arrangement	Surface mount via 6mm mounting holes , DIN rail mounting (with optional DIN rail mounting bracket)
Housing Material type	Flame Retardant Polycarbonate
IP Rating	IP20
Compliance Marks	CE, RMC, DALI

## Connections

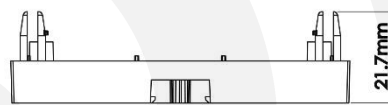
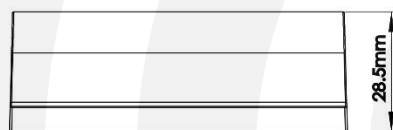
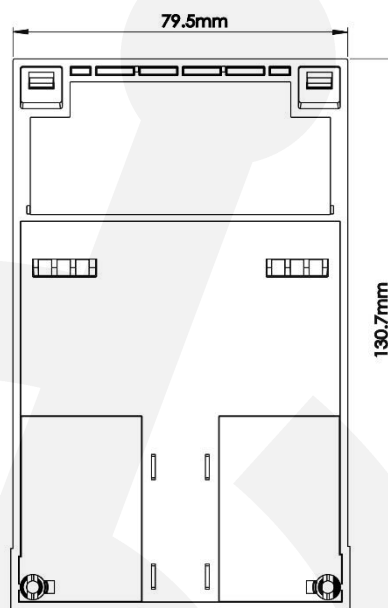
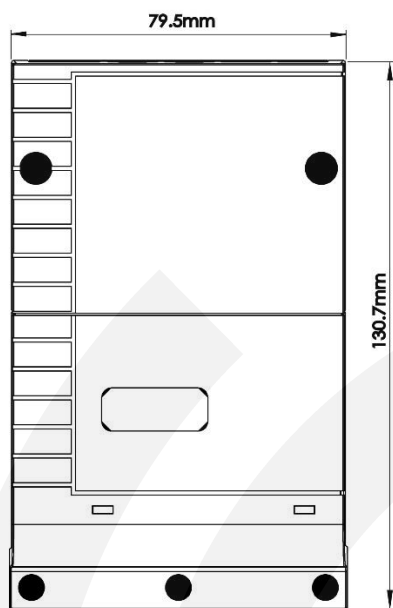




## One Channel DALI Relay Device

General Purpose 10A load switching device

### Dimensions



Dimensions – DALI Relay Device

Dimensions – Optional Mounting Bracket

### Approvals & Compliance

IP20

### CONTACT INFORMATION

Web [www.dignet.net.au](http://www.dignet.net.au)  
 General Enquiries: 1300 95 DALI (3254)  
 Technical Services: 1300 95 3244  
 Fax: 1300 95 3257

[sales@dignet.net.au](mailto:sales@dignet.net.au)  
[support@dignet.net.au](mailto:support@dignet.net.au)

### PRODUCT OF GERARD LIGHTING LTD

ABN – 89 095 788 864  
 96-112 Gow Street  
 Padstow NSW 2211



### A BRAND OF THE GERARD LIGHTING GROUP

The product includes a **TWO-YEAR WARRANTY** against manufacturing defects. Fully warranty terms can be found here [www.dignet.net.au](http://www.dignet.net.au)  
**COPYRIGHT.** ©This document is copyright to Gerard Lighting Pty Ltd. Except as permitted under relevant law, no part of this user and installation guide may be reproduced by any process without written permission of and acknowledgement to Gerard Lighting. **DISCLAIMER.** Gerard Lighting Pty Ltd (Gerard Lighting) reserves the right to alter the specifications, designs or other features of any items and to discontinue any items at any time without notice and without liability. While every effort is made to ensure that all information in this user and installation guide is correct, no warranty of accuracy is given and Gerard Lighting shall not be liable for any error. **TRADEMARKS.** The identified trademarks and copyrights are the property of Gerard Lighting Pty Ltd unless otherwise noted.